



www.Yiotas-XStitch.com

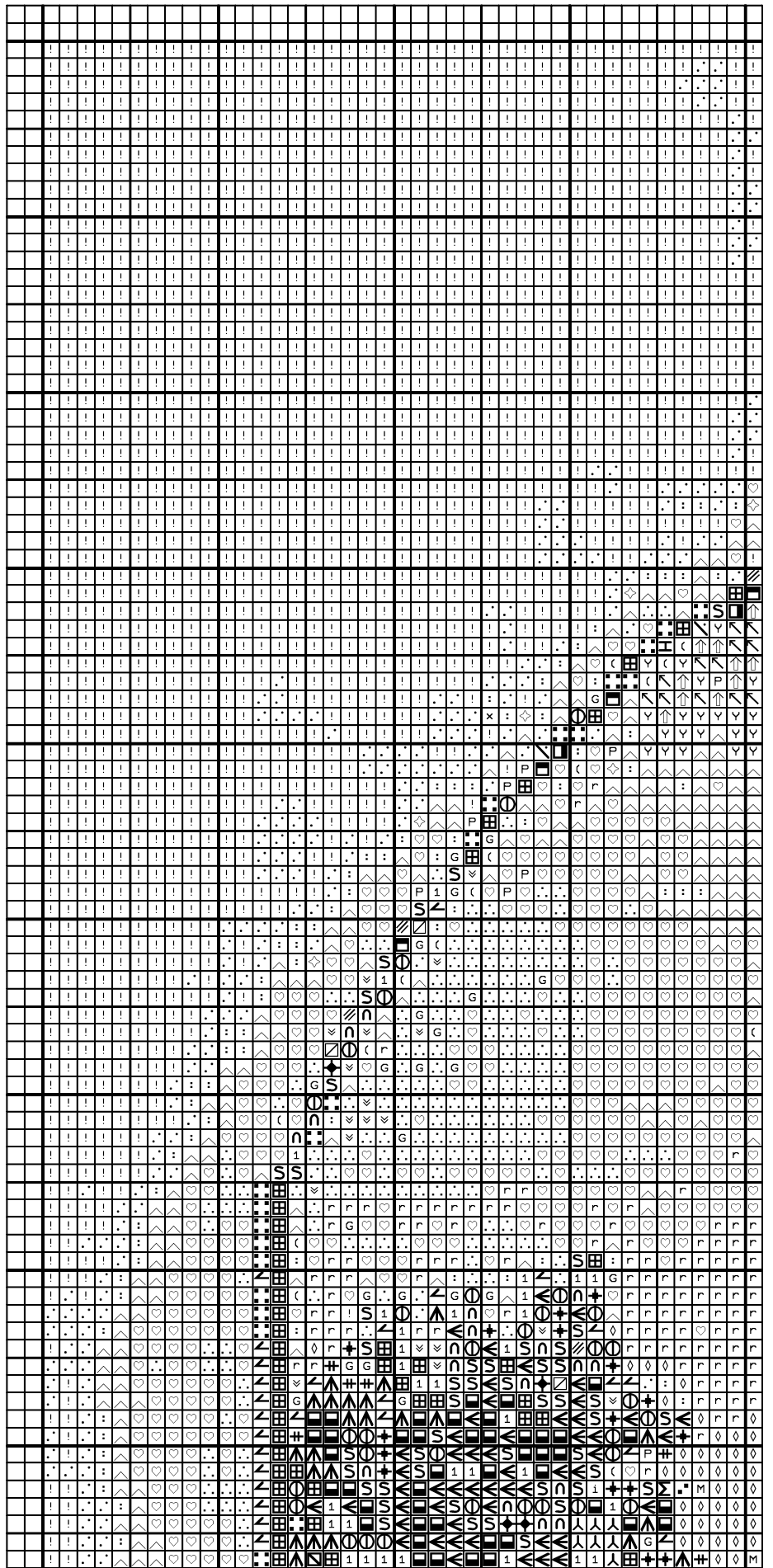
Fine art & victorian cross stitch patterns via download or post

Finished cross stitch picture

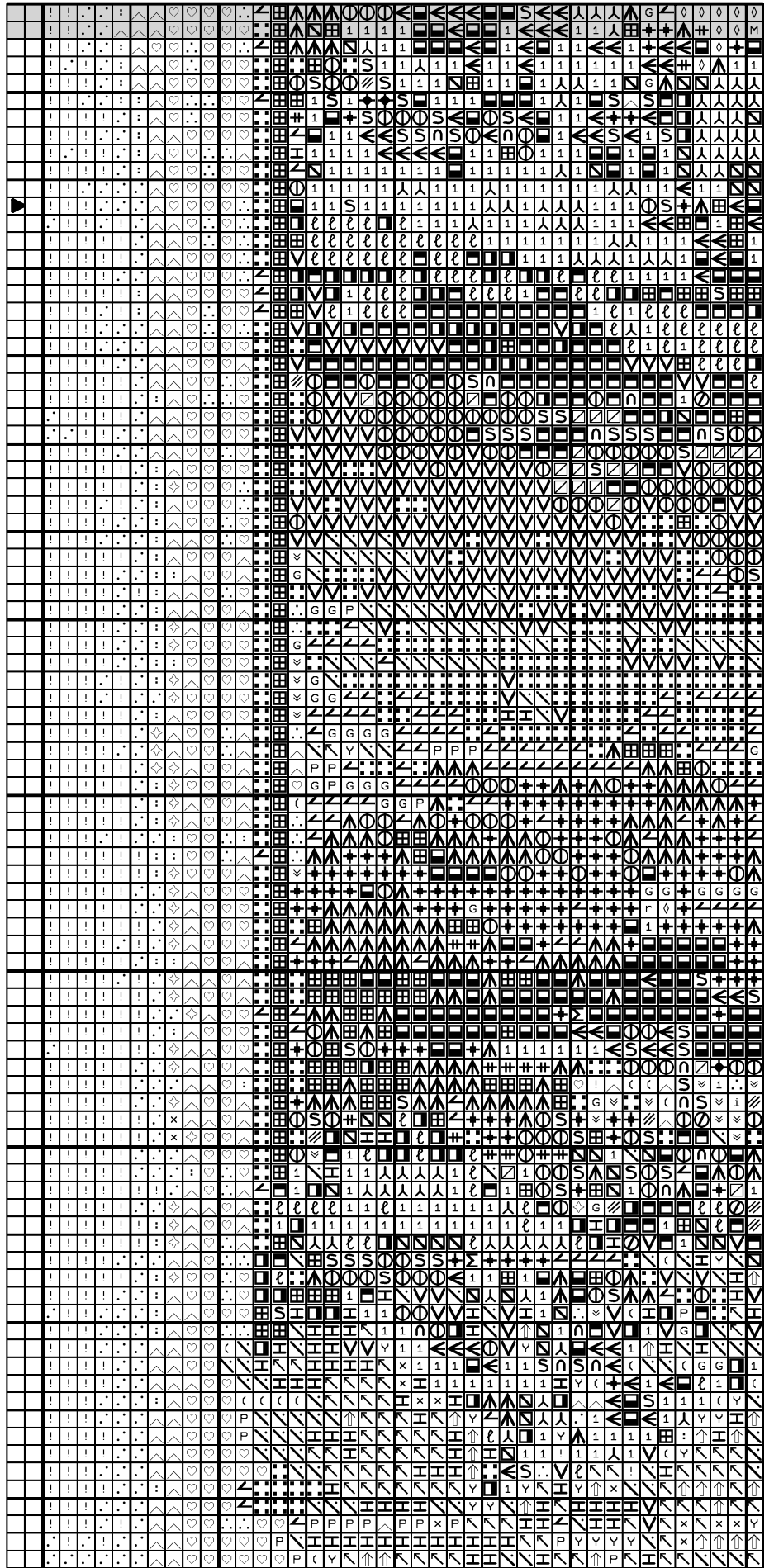


Original picture

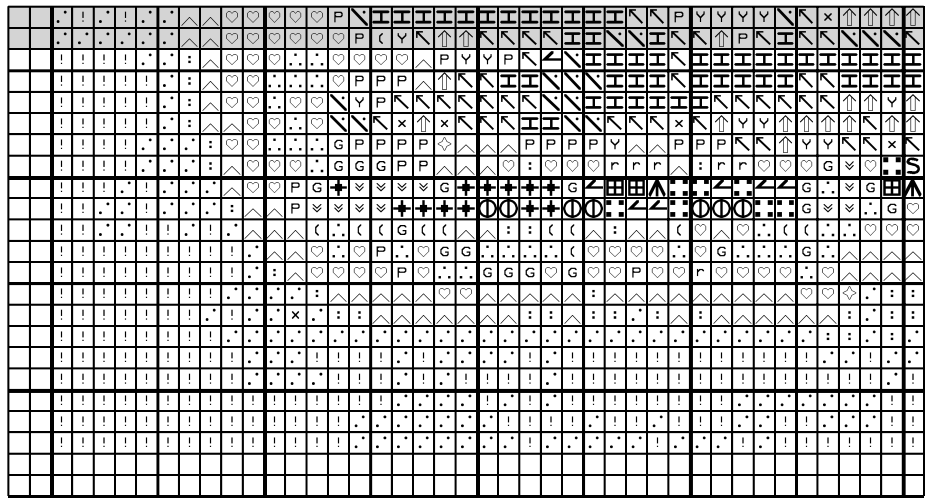




Landscape window



Landscape window




Copyright © Yiotas XStitch






Landscape window




Copyright © Yiotas XStitch






Landscape window



Landscape window



Copyright © Yiotas XStitch



Landscape window

		DMC
◇	Marshmallow rose	151
f	Lemon	307
1	Black	310
■	Shadow green	319
i	Light lemon	445
///	Tarragon green	471
I	Blue green	502
▣	Grashopper green	581
△	Marshmallow pink	602
Z	Sweet pink	603
L	Rope brown	613
≡	Sand gold	677
●	Deep grass green	699
:	Cream	712
⊕	Sunlight yellow	725
^	Vanilla	746
ˆ	Celery green	772
⋈	Deep wine red	814
P	Cotton cream	822
ℓ	Deep forest green	890
⊙	Avocado green	904
x	Light pearl grey	928
■	Algae green	934
S	Espresso brown	938
人	Dark navy blue	939
r	Pale peach	948
Y	Pale green	955
↑	Baby green	966
⋈	Fennel green	989
⋈	Marsh green	3012
⊞	Cliff grey	3021
G	Silver birch beige	3047
∴	Pale yellow	3078
V	Hunter Green	3346
C	Ebony	3371
M	Pink plum	3607
M	Light pink plum	3609
■	Dark antique violet	3740
▣	Anthracite grey	3799
⋈	Light fuschia pink	3806
↗	Polar tree green	3817
♡	Ivory	3823
◆	Ochre brown	3829
+	Clay red	3859
▲	Taupe mauve	3860
#	Light taupe	3861
⊙	Mocha brown	3862
∴	Winter white	3865
◇	Garlic cream	3866
!	Bright white	B5200

Stitch Count 148 x 193

Design Area 26.9 x 35.0 cm at 55 sts per 10cm

Note: Pattern is made for 14 count aida

Design By: Yiotas XStitch

Copyright © By: Yiotas XStitch



***** INSTRUCTIONS *****

This cross stitch chart/pattern has no quarter or half stitches, no metallic threads, no beads, just full stitches. There are several pages for this chart/pattern. You will need to lay out all pages and it should look something like this:

Page 1	Page 2	Page 3
Page 4	Page 5	Page 6
Page 7	Page 8	Page 9

At the bottom left side there is a small box that tells you which page of the whole chart you are looking at. This should make it easier to put together and lay out the pages.

Once you have your pages layed out, look for the center arrow. There is a small arrow on one of the top row pages, then another small arrow on the left middle page. Follow these 2 arrows until the intercept. This should be your first stitch on your design.

Visit http://yiotas-xstitch.com/osCommerce/Calculator_Conversion.php for:

1. Cross stitch calculator
2. Stitches to inches
3. DMC floss color chart
4. Floss conversion calculator

1. Cross stitch calculator:

It will tell you stitched size, and suggests fabric size, needle, and number of strands of floss

2. Stitches to inches:

Use this chart to determine the finished size of a design for various fabric counts. Find the stitch count of the fabric on the top line. Find the number of stitches for the design at the right. The stitched size is the intersection.

3. DMC floss color chart:

This will give you a color picture of the DMC floss colors arranged in color families (not by color number). The picture comes from a DMC thread color book. Although not exact, the colors are fairly accurate. Remember that the colors you will see depend greatly on the quality and calibration of your computer screen. The picture does not include the 27 new colors added early 2002.

This color chart is handy if you want to change colors in a chart. For example, say you want to change part of a design from red to blue. The red in the design has shadowing (red with 2 shades of darker red to create the shadow or texture). An easy way to convert to blues would be to pick all the shades of blue from the same family.

4. Floss conversion calculator:

Use this calculator to convert multiple floss codes from Bucilla, Dimensions, J & P Coats, Anchor, and DMC to any of the others.

Free cross stitch charts/patterns:

As a gratitude to your custom, I would like to offer you free cross stitch charts/patterns to download and print from your computer. Please visit: www.yiotas-xstitch.com and click on the the category "Free charts".

*~*Thank you for shopping from Yiotas XStitch shop. Please come again soon.*~*